

UNCLASSIFIED

solomonleonard



Final Report

January 2014

Pitcairn Island Diaspora Survey

Prepared by Rob Solomon & Kirsty Burnett

Solomon Leonard Ltd

Wellington, New Zealand

UNCLASSIFIED

Table of Contents

EXECUTIVE SUMMARY	3
I. SURVEY BACKGROUND	1
A. Introduction	1
B. Diaspora Survey	2
C. Methodology & Approach	2
II. DIASPORA SURVEY METHODOLOGY	5
A. General.....	5
B. Target Population.....	5
C. Survey Questionnaire.....	6
D. Survey Fieldwork	7
E. Survey Database	8
III. SURVEY RESPONSE.....	9
A. General.....	9
B. New Zealand.....	10
C. Norfolk Island.....	11
D. Rest of the World	11
E. Mode of Survey response	12
F. Verbal comment.....	12
IV. SURVEY RESULTS	14
A. General.....	14
B. Section I: Profile of the Diaspora.....	15
C. Section II: Living on Pitcairn Island.....	23
D. Section III: Assessment of Likelihood of Diaspora’s Return or Immigration	29
E. Additional Comments and Ideas	30
V. SURVEY ANALYSIS	33

Attachment 1: Terms of Reference

Attachment 2: Diaspora Survey Questionnaire

EXECUTIVE SUMMARY

A Survey of the Diaspora was undertaken to inform the Pitcairn Island Council (PIC) and the United Kingdom Government (UKG) of the potential for Diaspora migration to Pitcairn. In order for the PIC to consider the potential to increase the population count through Pitcairn Diaspora migration, information on the size, spread, potential interest, and conditions of returning was required.

Respondents to the Survey all had a common theme stemming from a deep-seated love of, and pride in their culture and heritage, but for a whole raft of reasons their lives had moved on.

Three barriers were identified to Diaspora returning to Pitcairn, specifically the issues around the history of widespread child sex abuse identified by Operation Unique, acceptance of outsiders and new ideas, and island accessibility.

Operation Unique and related issues were considered too sensitive to be covered directly in the Questionnaire. However, these issues have created a clear reluctance of Diaspora to publicly identify themselves as Pitkerners, especially in New Zealand (NZ), and has severely sullied Pitcairn's reputation internationally. Diaspora commented that on-island social norms do not conform to acceptable international norms, and referred to multi-generational (long-standing) inappropriate social behavior. There are still negative perceptions around the ability to bring children on-island and concerns regarding child protection issues.

Diaspora recognised that offender and victim programmes had been undertaken, with varying degrees of success, but that a gap remains in relation to whole of community reconciliation. Until the community functions cohesively, and takes responsibility for a viable reconciliation process, immigration and/or increased investment are highly unlikely.

The acceptance of outsiders and associated issues are recognised as complex and manifest in differing forms and many are exacerbated or even driven by each other. The Diaspora Survey highlighted a strong belief that outsiders are not welcome and will not be able to integrate into the community. PIC-led mechanisms to demonstrate that this is not the case need to be found, otherwise immigration and increased investment efforts will be largely futile.

Livelihood opportunities, be they formal jobs or business activities, are essential to any immigration. As one respondent succinctly stated, "without work people can't support themselves". Acceptance of outsiders regarding both being eligible and selected for government employment, or introducing and/or expanding businesses, was raised as a concern by respondents. All aspects of economic opportunity and new and existing livelihoods need to be shared with the community pulling together rather than pulling apart.

Responses also spoke of the need to be welcoming, open and accepting of new comers and new ideas, whatever their source, duration, or purpose of stay, thus allowing the full participation of the community in its well-being and future progress. The population is too small not to make optimal use of scarce human resources, skills and ideas.

Comments, both from formal and informal respondents, included governance issues, and the need for better structures and qualified people in various roles. Apparent division around PIC elections, and within the PIC itself, impacts on well-considered and transparent decision making that is in the best interest of the whole island rather than in the self-interest of a select few.

Accessibility was repeatedly mentioned as a barrier to immigration, especially as it relates to other factors such as health and education. Non-residents are used to living with ready access to the positive aspects and facilities of modern life and while some are attracted to the remote and rugged lifestyle, Pitcairn in terms of its current relatively costly and infrequent shipping service is a step too far.

The Diaspora Survey did not identify significant interest among the Diaspora in returning to or investing in Pitcairn. In Norfolk the descendants are now 7th or 8th generation and their own lives are long established. They remain very interested in their ancestry and some will make occasional visits. In NZ and Australia, the Diaspora interviewed were either born on island or 1st generation and again they have well established lives. They will continue to make occasional visits to see close relatives and friends that remain on island.

Based on the age demographic of respondents and some informal comments, the current immigration and investment efforts are possibly 20+ years too late. Older respondents, and those with young families, are unlikely to move permanently or temporarily primarily due to health-related concerns.

Thus, in order to meet its immigration targets Pitcairn will clearly need to look elsewhere for people to repopulate the island.

Overall, the fact that only 33 persons responded to the survey out of 120 who received a Survey questionnaire is a clear indication of the Diaspora's current views towards Pitcairn Island. While the consultants were able to access people who had been born on island it was almost impossible to obtain contact with regard to their children. This strong protection of the NZ-born Pitkern generation bespeaks of itself. Yet it is this younger generation who are economically active and therefore would potentially make suitable immigrants.

Comments revealed that in recent times disclosing their heritage has had very severe negative social impacts for Diaspora and has also affected business and employment for many. Examples include being embarrassed in social settings when unwanted attention was drawn to being Pitkern. This clearly has left a twinge of sadness and cultural loss of identity for many Diaspora.

The PIC, with support from the UKG, needs to provide leadership to overcome the barriers to immigration, perceived or otherwise. However difficult it may be to achieve, there will be no immigration or investment by Diaspora (or others) without an increased level of acceptance of the need to systematically acknowledge and address the barriers and the commensurate need to move ahead to a new chapter and overall direction for the Pitcairn Islands.

I. SURVEY BACKGROUND

A. Introduction

1. The Pitcairn Islands group comprises four islands, Pitcairn, Henderson, Ducie and Oeno located in the South Pacific Ocean. It is the only remaining United Kingdom (UK) Overseas Territory in the Pacific. Only Pitcairn Island is inhabited and the population peaked at over 200 people in the 1930s and has dropped to under 60 residents since 1980. Pitcairn currently has a resident population of 49 Pitkerners¹ (September 2013) and a small number of temporary residents including the Governor's representative and essential professional technical staff (doctor, teacher, police officer, family and community adviser) and partners.

2. The cash economy of Pitkerners is based on local government jobs, homestay tourism, honey production and soap for export, and the sale of fish, fruit, vegetables and handicrafts mainly to passing cruise ships and yachts. In recent times the sale of curios and handicrafts via the internet has been a new source of income. Subsistence agriculture and the barter of goods and services (labour) are also important activities on the island.

3. Until the early 1990s Pitcairn was economically self-sufficient with the primary source of income being from the sale of postage stamps and interest earned from the Pitcairn Island Investment Fund². Profits from the sales of stamps were invested in the Investment Fund and interest drawn down to help meet expenditure requirements. The Investment Fund financed the costs of administration, including the provision of a teacher on the island, and to support off-island medical treatment where this was approved by the PIC. However, the collapse of the Investment Fund and a significant increase in expenditure commitments has left the island financially dependent on UK budgetary aid since 2004.

4. Under the new Constitution (March 2010) the role of the PIC was established to manage internal affairs. The PIC has developed a Strategic Development Plan 2012-2016 (SDP) which sets out the views and aspirations for the socio-economic development of Pitcairn. This is largely based on immigration, investment, and growing the economy through increasing tourism, small business development, and honey production.

¹ This number fluctuates as residents are sometimes off-island for medical treatment or holidays.

² The Fund was managed by Crown Agents, UK

5. The lack of human resources creates challenges for the socio-economic development of the island. To address this problem the PIC has endorsed an Immigration Policy (2013) that seeks to increase the population of the island. In taking forward the Immigration Policy, the PIC wishes to reach out to the Pitcairn Diaspora to encourage some of them to return, whether permanently or through cyclical migration. Before a Diaspora engagement strategy can be developed and implemented, the PIC needs to better understand the opportunities and challenges perceived by the Diaspora with regard to returning to Pitcairn. With this in mind the consultants were engaged to undertake a Diaspora Survey.

B. Diaspora Survey

6. A Survey of the Diaspora was undertaken to inform the PIC and the UKG of the potential for Diaspora return and under what conditions. In order for the PIC to consider the potential to increase the population count through encouraging some of the Pitcairn Diaspora to return, information on the size, spread, potential interest and conditions of returning was required.

7. The Survey objectives were to determine the following:

- (i) The profile of the Pitcairn Diaspora, e.g. age, family size, education, employment status, skills, interests.
- (ii) The strength of their current links with the island e.g. 1st, 2nd or 3rd generation, frequency of visits and level of on-going contact with and interest in Pitcairn.
- (iii) Views of the future social and economic development potential of Pitcairn – both opportunities and challenges and how the barriers could be addressed.
- (iv) The appetite for return – level of genuine interest and factors that would be taken into account in decision making.
- (v) Information on the optimum means of communication with Diaspora and role of PIC in encouraging their return.

C. Methodology & Approach

8. The key deliverables and milestones for the Diaspora Survey are summarised in table 1 below. The target dates for the Reports were based on obtaining an acceptable control list and on timely responses to the Diaspora Survey questionnaire.

Table 1: Deliverables & Milestones

Deliverable	Target date
Draft inception report (including draft questionnaire)	27 September
Final Inception Report (with final questionnaire)	4 October
Diaspora Survey Control Lists	4 October
Diaspora Survey Fieldwork	7 October – 8 November
Factual Check of the Diaspora Survey Report	22 November
Final Diaspora Survey Report	6 December

9. The consultants met with the UKG and Pitcairn Island Office (PIO) in Auckland on 27 September 2013 for a formal briefing. An information debrief was provided after the Norfolk Island field trip in Auckland on 11 November and the consultants met with the Head of the PIO in Wellington on 21 November.

10. The consultants met the British High Commissioner and Governor to Pitcairn on three occasions in Wellington. The first meeting on 17 October was introductory in nature, the second meeting on 14 November provided a debriefing on key issues and findings based on progress over the field work period and the third meeting on 8 January 2014 was to receive feedback on the factual check on this report.

11. The consultants provided the UKG and PIO with a weekly update on progress made contacting Diaspora for the Survey. The consultants were aware that the quality of the Survey report findings was contingent upon tracking down names and contact information and soliciting quality responses. All reasonable attempts (via phone, e-mail and home/workplace visits) to follow-up non-respondents were undertaken and documented.

12. The consultants provided the PIC, via the acting deputy Mayor, with Survey progress reports for their fortnightly Council meetings. While acknowledged and shared with the PIC, no feedback or assistance to contact Diaspora was provided in return.

13. The consultants agreed to provide reporting with regard to the Diaspora Survey as follows:

14. **Interim Study Findings.** A summary of findings to date was available in the form of a Survey Fieldwork Report submitted to the UKG and PIO on 20 November 2013, this was two days after the formal end of the survey period. However, as additional names and contact information have become available questionnaires have continued to be sent out and responses logged.

15. **Draft Survey Report.** A draft report clearly setting out the Survey details, findings and issues arising was submitted on 29 November 2013. The structure of the Draft Report is based around the three sections of the questionnaire. The Draft Report was provided to the UKG for fact checking.

16. **Final Survey Report.** The Final Report was submitted five working days after the feedback on the Draft Report was received.

II. DIASPORA SURVEY METHODOLOGY

A. General

17. The Terms of Reference for this Survey were agreed to by Solomon Leonard Ltd (SLL) and the UKG on 23 September 2013. Rob Solomon (team leader) was responsible for the Survey design, establishing the Survey database, the final Survey analysis and write-up, and providing overall guidance and quality assurance. Kirsty Burnett conducted the Survey fieldwork and follow-up tasks, developed the Survey control list, populated the Survey database, undertook weekly reporting to the UKG and PIO and provided input into the Survey analysis and report.

18. The consultants finalised the Inception Report on 30 September covering both the Diaspora Survey and the Economic Report. It included a draft Diaspora Survey questionnaire, Survey control form template, the responsibilities of and consultations with PIO, a description of deliverables and associated milestones and reporting on the Diaspora Survey.

19. Prior to the commencement of the Survey, the consultants attended an initial briefing by the UKG and PIO on 27 September in Auckland. This briefing provided the context for the Survey and outlined some of the sensitivities of dealing with Pitcairn residents and the Diaspora. This meeting resulted in an agreement to the overall outline of the Survey and the consultant's timeline and approach.

B. Target Population

20. The target population for the Survey was all Pitcairn Islands diaspora up to third generation descendants. There was no readily available population list so a key part of the Survey was developing as robust a list as possible of the Diaspora.

21. It was assumed that the Diaspora is primarily NZ based but with sizable populations in Norfolk Island and to a lesser extent Australia, United States of America (USA) and the UK. Contacting as many of these households as possible was essential and the consultants were required to work closely with the PIO/Governor's Office to obtain contact information. In order to facilitate the survey, the PIO/Governor's Office undertook the following:

- (i) Press release on the Survey;
- (ii) Introduction to the PIC, who were to provide a list of current residents and recipients of the monthly newsletter;
- (iii) Lists of known Diaspora with contact information; and

- (iv) Contact information for British Embassies, consulates and High Commissions in Australia, UK and the USA.

22. The consultants also endeavoured to track down additional Diaspora through the following:

- (i) UK Pitcairn and Norfolk Islands Society;
- (ii) Seventh Day Adventist Church in New Zealand;
- (iii) Friends of Pitcairn Island;
- (iv) Facebook – Pitcairn and Norfolk Island Society; and
- (v) Other relevant internet sites.

23. The key to a successful Diaspora Survey relied on making contact with a significant number of the currently unknown Diaspora population. The quality of the Survey was dependent on ensuring that a statistically significant response rate was achieved and thus a great deal of time was spent on the Survey control list and identifying Diaspora.

C. Survey Questionnaire

24. The consultant's previous survey experience suggested that an internet survey would not receive the desired response. As the target population is unknown the Survey was designed to make direct contact with respondents and then supply them with options as to how to complete the Survey.

25. The Survey was introduced to potential respondents via the Survey Cover Letter (refer attachment 2). The cover letter had three main purposes: to introduce the Survey, to provide the authority for the Survey, and to introduce the SLL team who conducted the Survey.

26. The Survey instrument consisted of a simple word document questionnaire (refer attachment 2). The front page included a Survey introduction outlining the purpose of the Survey. Personal identification was moved to the last page as an "optional" field. This was a key move as very few respondents wished to be identified and the majority left this blank. Very useful feedback from the UKG resulted in some additions to the draft questionnaire and a reordering of the questions.

D. Survey Fieldwork

27. The Survey fieldwork commenced on 16 October 2013 and was formally completed on 18 November. The fieldwork included:

- (i) E-mailing the Survey questionnaire to all Diaspora where e-mail addresses were available from sources in B. above;
- (ii) Telephoning Diaspora where only phone numbers were available and either posting a questionnaire or conducting the Survey over the phone;
- (iii) Following-up with all “leads” from sources that include current residents, Diaspora themselves, the UK Pitcairn and Norfolk Island Society, Seventh Day Adventist Church, Philatelic Societies, social media, other relevant internet sites.

28. The covering letter, along with the questionnaire, was also available online via the PIO government website. Respondents could either download a copy of the questionnaire or complete online via the Website.

29. Where respondents downloaded or were emailed a copy of the questionnaire, they were asked to return their completed questionnaire by email, post, or to drop off at the PIO or UK High Commission in Wellington, or any other High Commission that may be appropriate. SLL made direct contact with respondents to ensure they understood the Survey objectives and completed the questionnaire correctly.

30. The Survey was publicized by the following means:

- (i) Press release by the British High Commission;
- (ii) Notice on PIO government website;
- (iii) Notice on PIC noticeboard;
- (iv) Notice on social media websites such as LinkedIn, Facebook, etc.

31. The original timeframe for the Survey, as per the Inception Report, was to undertake fieldwork in the period 7 October – 8 November 2013. This was initially extended a further 10 days as a result of the delay in getting the questionnaire finalised and then further extended due to the inclusion of the visit to Norfolk Island.

32. All returned questionnaires were checked for completeness and any relevant follow up was undertaken prior to a questionnaire being accepted and inputted into the Survey database.

33. The Survey fieldwork activity was formally completed on 18 November and a Survey Fieldwork Report prepared and delivered to the UKG and PIO on 20 November. The consultants continued to make some follow-up phone calls and accepted completed questionnaires up until 20 December 2013. There are diminishing returns for efforts on contacting previously unidentified Diaspora or on any further follow-up with all surveyed households having been contacted at least twice.

E. Survey Database

34. The completed Survey questionnaires were entered into a Microsoft Access database for tabulation and analysis purposes. Computer edit checks were undertaken to determine any inconsistencies in responses. Tabulation queries were developed to produce tables for the Report and for additional analysis purposes.

III. SURVEY RESPONSE

A. General

35. The Survey response rates are provided in table 2 below. An overall response rate of 28% was achieved in the Survey.

Table 2: Pitcairn Diaspora Survey Response Rate

Country	Households Identified	Households Surveyed	Survey responses	Survey Response Rate
Australia	15	5	3	60%
Canada	2	1	1	100%
New Zealand	85	54	14	26%
Norfolk Island	86	58	13	22%
United Kingdom	1	1	1	100%
USA	3	1	1	100%
Total	192	120	33	28%

36. The difference between the households identified and households surveyed reflects a large number of households (72) where no contact information was available. In some cases not even towns/cities were provided, making White pages and other searches all but impossible. Thus these households were unreachable and not part of the formal Survey.

37. All Pitcairn Island resident families were contacted by e-mail (and phoned in the two cases where phone numbers were provided) requesting either they contact family and friends or they introduce the consultants to them via e-mail. However, only two on-island responses to the e-mail were received though other residents may have contacted people, but did not inform the consultants.

38. First, second or third generation contacts were extremely difficult to locate and/or very reluctant to respond. Even those born on Pitcairn were very reticent to pass on questionnaires or provide contact details for their children. While the consultants were able to access people who had been born on island it was almost impossible to obtain contact with regard to their children. This strong protection of the NZ-born Pitkern generation bespeaks of itself. Yet it is this younger generation

who are the economically active and therefore would potentially make suitable immigrants.

39. Some of the older and retired Diaspora specifically declined or verbally indicated there was no point in completing the questionnaire at their age as they were too old to seriously consider returning.

B. New Zealand

40. In the 2006 NZ population census 201 people identified themselves as Pitcairn Islanders. The Survey identified 85 NZ households, however contact information was only obtained for 54 households.

41. Key links into the community to obtain contact information came about through attending Tom Christian's memorial service on 12 October and this was followed up with 2-3 very helpful Wellington-based Diaspora, one Auckland-based contact, and the British High Commission. Many of the NZ Pitcairn community contacted had been born and had spent some years growing up on-island.

42. Table 3 below sets out the location of known Pitcairn Descendants within NZ, with Wellington (including Kapiti Coast) dominating. This may be a function of being able to undertake face to face interviews with key Diaspora in the Wellington area. Apart from the one contact the consultants did not have this level of direct contact with other Auckland Diaspora. While home/work visits were made to Porirua and Cannons Creek area it is possible that home visits further afield could have resulted in additional responses.

Table 3: New Zealand Based Diaspora Survey Response Rate

Region	Households Identified	Households Surveyed	Survey responses	Survey Response Rate
Auckland area	14	13	4	31%
Wellington area	47	35	8	23%
Other	7	6	2	16.5%
Location unknown	17	-	-	-
Total	85	54	14	26%

C. Norfolk Island

43. A field visit to Norfolk Island, which has a total resident population of about 1,500 of which about a half identify as being of Pitcairn descent³, took place 3-10 November 2013. A similar number of households were identified as in NZ and while they are considerably more open to conversations they were also very reluctant to complete the Survey questionnaire. This can be seen in the 2:1 ratio of verbal comments to formal questionnaire.

44. Norfolk's Pitcairn descendants are already at least 7th or 8th generation, and those in younger age groups are probably 9th generation and the affinity with their heritage is naturally waning.

45. Most people were met through visits to workplaces and/or social settings. Advance phone calls and e-mails prior to the visit were only an opening. They are proud of their ancestry and some have visited and are keen readers of Dem Tull and Pitcairn Miscellany but their lives have moved on and they are not interested in returning other than for a visit.

46. None of the respondents were born on Pitcairn Island. A person providing verbal comment was born there and two respondents had spent approximately two years there as young adults over 20 years ago.

D. Rest of the World

47. While information was posted on the Pitcairn Islands Study Group websites (UK and US), UKG posts in NZ, Australia, UK, USA and Canada and in Dem Tull and Pitcairn Miscellany, these did not result in enquiries or responses.

48. Three responses were received from Australia and only one was received from each of the UK, Canada and the USA.

49. Identified or surveyed households do not provide a true indication of the size of the Diaspora in the rest of the world, nor do the Survey responses provide statistically significant results to draw any conclusions on this sub-group.

³ In 1856 all 193 Pitkerners immigrated to Norfolk Island but 16 of them returned to Pitcairn the following year followed by a further four families in 1864.

E. Mode of Survey response

50. Table 4 below sets out the mode of survey response.

Table 4: Mode of Survey Response

Mode	Survey Response	Percentage
Website	1	3%
Emailed	21	64%
Posted	1	3%
Personal visit/meeting	10	30%
Total	33	100%

51. The highest response rate was clearly through personal visit and email (even most email responses involved a personal visit or phone calls to elicit the e-mailed questionnaire). Approximately 15 questionnaires have been mailed out (with stamped return envelopes) but this has only resulted in one response.

52. Four responses were received via online questionnaire submission on the Pitcairn Islands Government website but unfortunately only one was from Diaspora. The other three responses have been passed on to the British Deputy Governor.

53. Detailed notes have been kept on each contact (phone, e-mail or visit) with every household that has been identified.

F. Verbal comment

54. Informal comments/interviews in NZ and Norfolk – both from phone calls, face to face meetings and emails – have provided a large body of verbal comment that is also captured in the Report.

55. At least 38 people essentially refused to complete a Survey questionnaire but did provide verbal feedback (see table 5 below). The reasons for this included not being sure of the point of completing a questionnaire unless seriously considering a move to Pitcairn, and being very wary of any written documentation of their responses to questions or provision of comments. Where relevant, this information

is included in the Report. Three respondents specifically declined to participate in any manner.

Table 5 Extent of verbal comments by country

	New Zealand	Norfolk Island	Rest of the World	Total
Survey questionnaire	14	13	5	32
Verbal comments	10	27	1	38
Declined	1	2		3

56. The high level of verbal comment in Norfolk reflects the field work undertaken whereby people were visited in workplace and social settings. During the interviews and in follow-up e-mails, people on Norfolk remained very reticent to complete a Survey questionnaire.

57. This high level of reticent relates to issues around Operation Unique and tells its own story. However, the consultants have extensive cross-cultural work experience, including in challenging contexts (for example post-conflict) and the extent of and factors alluded to by people talked to strongly suggest that the undercurrents of this reticence is cause for concern.

IV. SURVEY RESULTS

A. General

58. The Survey questionnaire was designed in three distinct parts:

Section I: Profile of Diaspora

Section II: Living on Pitcairn Island

Section III: Assessment of Likelihood of Diaspora's Return or Investment

59. Completion rates per Section as set out in table 6 show that all but one Respondent answered at least one question in every Section. In some cases Respondents did not specifically answer all questions within the section (particularly Section II). This can be interpreted as not having enough information or knowledge to provide what they deem to be a meaningful answer.

Table 6: Pitcairn Diaspora Survey Response by Section

Country	Completed Section	Percentage
Section I: Diaspora Profile	33	100%
Section II: Living on Pitcairn	31	94%
Section III: Returning or investing	32	97%

60. The following presentation of results is broken down by Section and then by question number within each Section of the questionnaire. The actual question from the Survey is included, followed by the results for the question and an analysis of the results. Where comments were requested for a question these have also been included. A considerable amount of additional information was obtained during the numerous face to face interviews, telephone conversations, and email exchanges. These additional comments are included where relevant.

B. Section I: Profile of the Diaspora

61. This section aims to obtain information on demographics such as age, education, occupation, and most importantly links with Pitcairn, such as whether respondents were born on on-island, have visited, or have other forms of contact.

Question 1 Demographics of Diaspora

1.	Age range	Head of household (mark as appropriate)	Other household members (enter the # as appropriate)
	0-17		
	18-40		
	41-64		
	65 and over		

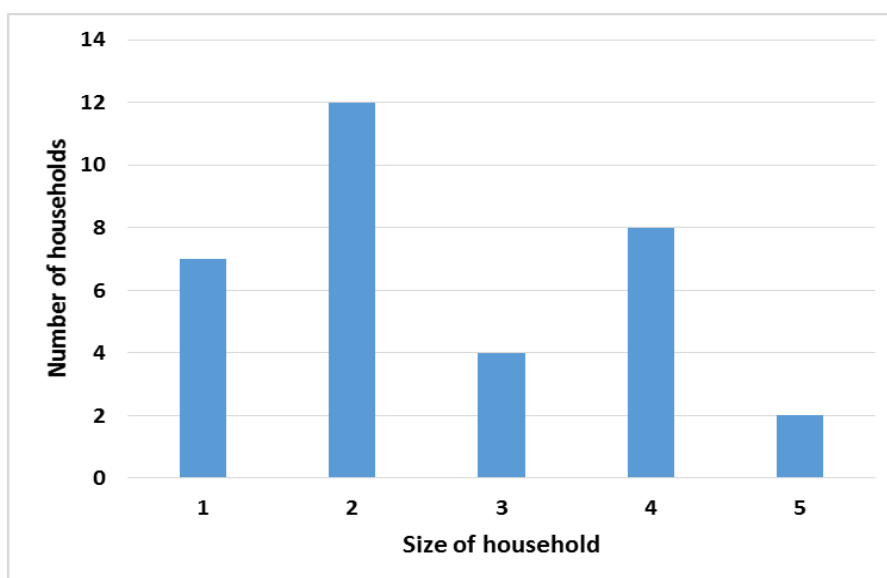
62. Table 7 below provides the responses to the age demographic question.

Table 7: Pitcairn Diaspora Survey Population Age Profile

Age	Head of Household	Other Household Members	Total
0-17	0	15	15
18-40	7	15	22
41-64	17	19	36
65+	9	2	11
Total	33	51	84

63. Head of household respondents tended to be in the 41+ age group. It proved difficult to find adults in the 18-40 age group willing or interested enough to complete the questionnaire or engage in the Survey at all.

64. The average household size was 2.6 persons (refer figure 1 for size of household).

Figure 1: Pitcairn Diaspora Survey Household Size

65. The high number of households being single (7) and two-person (12) reflects somewhat the age profile of respondents. Only nine households had children, of these five households were from NZ.

Question 2 Education

2.	Education	
2.1	What is your highest qualification or training?	
2.2	What is your spouse/partners highest qualification or training?	

66. Table 8 below provides the responses to the question on education.

Table 8: Pitcairn Diaspora Education

Qualification	Head of H/hold	Partner/spouse
Incomplete schooling	3	0
Secondary school	14	16
Polytechnic	8	6
University	8	4
Total	33	26

67. Where respondents did not complete this question, their non-response was defaulted to “completed secondary school”. This applied to two respondents plus one partner. The three respondents who did not complete schooling are all aged 65+ and were born on Pitcairn coming to NZ in their mid to late teenage years.

68. There is a high level of education amongst the surveyed population, with half of all household heads having a tertiary qualification as do one-third of partners/spouses.

Question 3 Employment & Business

3.	Employment & Business	
3.1	Do you own a business?	
3.2	What is your current occupation?	
3.3	What is your spouse/partners current occupation?	

69. Table 9 below provides the responses to the occupation question.

Table 9: Pitcairn Diaspora Occupation

Occupation	Head of Household	Partner/spouse
Administration/management	8	6
Tradesperson	7	4
Retail/sales	1	6
Social services	4	2
Other	7	4
Retired	6	4
Total	33	26

70. Only seven respondents stated that they owned a business, but noting that 18 percent of respondents were retired, this figure is not unreasonably low.

71. In the category of tradespersons, four are nurserymen/gardeners (three from Norfolk) and three others have electrical-related skills. Social service skills included

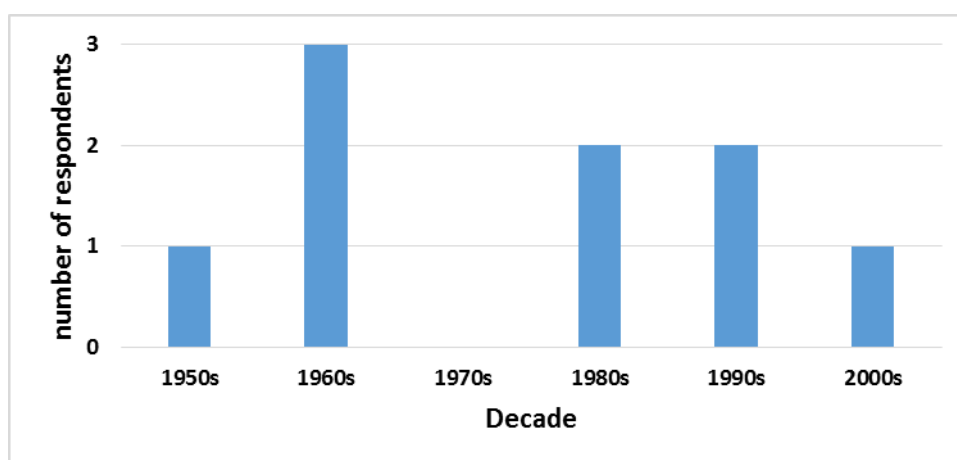
education, health care, police and one psychologist. The other category had a wide variety of professions such a lawyer and writer. One in the retired category was semi-retired and has an involvement in volunteering with regards to assisting Pitcairn exports to the UK.

Question 4 Generational Connection

4.	Generational connection	Yes/no
4.1	Have you ever lived on Pitcairn Island?	
4.2	If yes, when did you leave Pitcairn? Specify year	

72. A total of 11 respondents (33 percent) confirmed they had previously lived on Pitcairn Island. The high percentage of respondents who had lived on-island is indicative of their overall and on-going interest in Pitcairn, and their willingness to engage in the Survey. Two of these were part of a youth scheme some 20+ years ago and they lived there for about two years in their late teens/early twenties before returning to Norfolk Island. It is doubtful either had intentions of staying long-term, or if they did their experiences were not sufficiently enticing and they wished to pursue education and other opportunities.

73. For those who have lived on Pitcairn figure 2 below provides the years (broken down by decade) they left the island. The figure indicates that apart from one respondent, all others have been gone at least 20 years and most cases considerably longer. Indeed four respondents had left over 40 years ago. The remaining 67 percent of respondents have never lived on Pitcairn. The respondent who had left the most recently was the only person expressing any interest in returning permanently (see Section D below).

Figure 2: When did you leave Pitcairn Island?

74. The elapsed time since respondent's departure from Pitcairn, in conjunction with their age profile would suggest their interest in returning to be highly unlikely.

Question 5 Main Reasons for Leaving

75. Question 5 was asked of those who had previously lived on Pitcairn Island as to ascertain the main reasons why they left the Island.

5.	Main reason/s for leaving	Not important	Moderately important	Very important
5.1	Education opportunities			
5.2	Family health			
5.3	Employment opportunities			
5.4	Marriage			
5.5	To provide my family with better lifestyle			
5.6	Other – specify			

76. Table 10 provides the main reasons for leaving.

Table 10: Main Reasons for Leaving

Main reason for leaving	Not important	Moderately important	Very important
Education	5	1	4
Health	5	0	5
Employment	7	0	3
Marriage	8	1	1
Lifestyle	7	0	3
Other	8	0	2

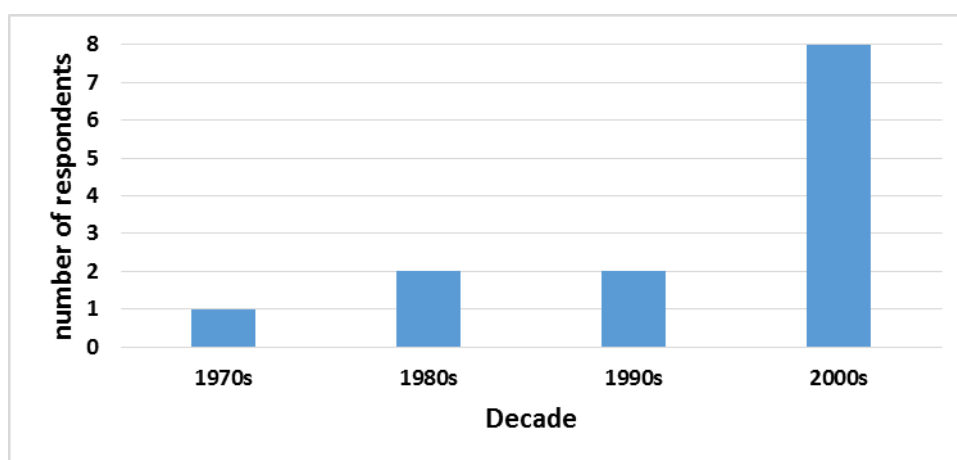
77. Of the nine respondents who were born on Pitcairn and then left, three specifically cited health reasons (which included their mother or father taking them to NZ as a result of their own health issues) and one specifically cited education reasons. The remainder cited a combination of health, education and other factors, and one left for marriage. Three of those who left, had parents who remained on-island.

Question 6 Frequency of Visits

78. Question 6 asked who had previously visited Pitcairn Island and the frequency of their visits.

6.	Frequency of visits	Yes or no
6.1	Have you or any of the household members ever visited Pitcairn Islands?	
6.2	If yes, when was the last visit? Specify year	
6.3	How many times have you been to Pitcairn in the last 5 years?	

79. Thirteen respondents (39 percent of the total) have visited Pitcairn. Half of these are from NZ, but some of these visits date back several decades. Figure 3 below provides the most recent visit for the 13 respondents who have visited Pitcairn.

Figure 3: When did you last visit Pitcairn Island?

80. Norfolk Island respondents and those providing verbal comment who had visited Pitcairn did so in 1984, in what is known as the Pitcairn Pilgrimage, on special projects (for example rat eradication), and one went to visit his son who went on a two-year youth scheme. The Norfolk respondents who have visited Pitcairn would appear to have a high sense of adventure but this does not translate into a desire to relocate there nor did it increase their likelihood of completing the formal Survey.

81. One respondent who had married a Pitkerner had made regular and lengthy visits to Pitcairn over the past 45 years. The couple estimated they had spent about 20 percent of their lives back there on visits of varying duration totaling some eight years.

Question 7 Connections with Pitcairn

82. Question 7 asked the Diaspora about their current connection to Pitcairn.

7.	Connections with Pitcairn	Yes or no
7.1	Do you have a house on Pitcairn?	
7.2	Do you have any relatives currently living on Pitcairn?	
7.3	Are you in reasonably close contact with any relatives on Pitcairn?	
7.4	Are you in reasonably close contact with friends on Pitcairn?	
7.5	Do you provide any remittances to relatives still living on Pitcairn?	
7.6	Do you belong to a Pitcairn group, such as a professional group, social network, volunteer group, etc?	

7.7	During the past 12 months have you read Dem Tull, or Pitcairn Miscellany, or followed any Pitcairn Blogs, or other Pitcairn news sites?	
7.8	During the past 12 months have you made any donation to Pitcairn development? e.g. church or other fundraising.	

83. Table 11 below provides the responses to the Diaspora's connection to Pitcairn by country.

Table 11: Connections with Pitcairn

	NZ	Norfolk	Rest of World	Total	% of total response
Own a house	2		1	3	9%
Relatives on Pitcairn	14	5	4	23	70%
Contact with Relatives	9	1	2	12	36%
Contact with Friends	6	6	4	16	48%
Providing remittances	5	0	1	6	18%
Pitcairn Group membership	5	2	0	7	21%
Pitcairn newsletters, etc.	13	9	5	27	82%
Making donation	2	0	1	3	9%

84. The majority of respondents remain in contact with family and friends on Pitcairn and/or subscribe or read Pitcairn news sites. This high level of contact and interest was expected of those who are Survey respondents. However, as only 12 of the 23 respondents with relatives on Pitcairn remarked that they had contact with their relatives, this would indicate a high level of dysfunction.

85. The high level of contact is expected from those who were born on-island, have family ties or have made friendships through visits, but this does not necessarily translate into heightened interest in relocation or investment.

86. Positive responses to the question of provision of remittances and donations are very low. It is possible that respondents either did not fully understand the question or were reluctant to respond. There were no positive responses regarding remittances and donations from Norfolk Island.

87. Verbal comments revealed that in recent times disclosing their Pitkern heritage has had very severe negative social impacts and has also affected business and

employment for many. One respondent gave an example of having to stop dealing with a major NZ supplier because of the verbal abuse he received in relation to Operation Unique each time he visited to pick up supplies. Other examples include being embarrassed in social settings when unwanted attention was drawn to being Pitkern. This led to the verbal comments that “those on Pitkern do not seem to understand the trouble have caused us”. This was a common theme for many Diaspora living in NZ.

C. Section II: Living on Pitcairn Island

88. Section II of the Survey dealt with issues related to living on Pitcairn Island. It attempted to ascertain the importance of various economic, land & infrastructure social services, and socio-political issues for the Diaspora.

Question 8 Economic issues

8.	Economic	Not important	Moderately important	Very important
8.1	Economic business opportunities			
8.2	Financial incentives			
8.3	Tax/customs incentives			
8.4	Business advice services			
8.5	Availability of jobs			

Other – please specify.....

How do you think these could be addressed?.....

89. Table 12 below provides the responses with regard to economic issues. Overall economic issues did feature with regard to living on Pitcairn but no issue was marked as being very important by over 50 percent of respondents.

90. Livelihood opportunities, be they formal jobs or business (including entrepreneurial) activities, are essential to any immigration. As one respondent succinctly stated, “without work people can't support themselves”. Acceptance of outsiders regarding new employment or introducing businesses, was raised as a concern by five respondents and also came up several times in verbal comments.

Table 12 Economic issues

Economic issue	Not important	Moderately important	Very important
Business opportunities	12	12	9
Financial incentives	16	5	12
Tax/customs incentives	22	7	4
Business advice services	21	11	1
Availability of Jobs	12	6	15

91. With regard to government jobs, respondents clearly stated the need for greater transparency around allocation, clear job descriptions and required skill sets, higher and differentiated pay rates, and performance reviews. One respondent spoke of “the islanders don’t really want others there as you would be treated badly for taking jobs”. Outside assistance to increase transparency was suggested to address concerns regarding the current power bases on-island.

92. Respondents’ comments around growing or changing the economic activity related primarily around tourism (including making use of the Marine Reserve, and UNESCO Heritage Site status on Henderson) but also agricultural or fishing opportunities and increased trade (primarily with Mangareva). No specific comments or suggestions were provided with regard to developing the latter opportunities

93. With regard to tourism, one respondent who had visited recently commented that “the island did not offer much for tourism as Bounty artefacts have been given away, the small museum had limited hours and displays and there are no structured activities”. While there are many registered accommodation providers, the development of tourism activities will be required before this sector has the chance to realise its potential. Increased tourism would raise socio-economic, environmental impact and community cohesion issues.

94. A respondent also proposed that on-line learning could assist relevant skills acquisition.

Question 9 Land and infrastructure

9.	Land & infrastructure	Not important	Moderately important	Very important
9.1	Access to land			
9.2	Access to housing			
9.3	Commercial wharf			
9.4	Regular shipping services			

Other – please specify.....

How do you think these could be addressed?.....

95. Table 13 below provides the responses with regard to land and infrastructure issues. Overall these issues featured strongly with regard to living on Pitcairn, and in particular the issue of accessibility.

Table 13 Land & Infrastructure

Land & infrastructure issue	Not important	Moderately important	Very important
Access to land	11	5	17
Access to housing	11	4	18
Commercial wharf	16	11	6
Regular shipping services	5	7	21

96. The availability of land and housing is important for potential residents. As the island has previously supported much larger populations (up to four times its current resident population), these two issues would have the potential to be resolved.

97. The most important issue is regular shipping services, and comments from both formal and verbal responses drew attention to this. With regard to the current shipping service, its cost and/or frequency was repeatedly raised by about two-thirds of respondents, as well as by half those providing verbal comments. A review of the overall service and current contract was suggested by two respondents (and also in verbal comment). Though respondents raised cost as a barrier, it is not clear that lower fares would necessarily see increased visits.

98. The need for an air service was raised by both formal respondents, and by those providing verbal comment, as a way to overcome isolation, ameliorate health care concerns, and positively impact tourism and other economic-related issues.

99. The additional infrastructure issue of utilities (cost, type and efficiencies) was raised by both formal respondents and from verbal comment. Comments included that solar powered electricity may be cheaper and allow greater on-island self-sufficiency.

100. Three respondents commented that water was an infrastructure issue that needed to be addressed prior to Pitcairn supporting a larger population or engaging in greater economic activity. Deep wells were proffered as the solution, including rehabilitation of existing wells.

Question 10 Social Services

10.	Social Services	Not important	Moderately important	Very important
10.1	Education opportunities			
10.2	Health care			
10.3	Superannuation with home country			
10.4	Medical insurance			

Other – please specify.....

How do you think these could be addressed?.....

101. Table 14 below provides the responses with regard to social services issues.

Table 14 Social Services

Social services issue	Not important	Moderately important	Very important
Education	15	4	14
Health care	8	4	21
Superannuation	18	4	11
Medical insurance	14	7	12

102. Two-thirds of all respondents stated that health care was the most important social service issue. This is summarised in the statement “better medical facilities would need to be available to cater for people wishing to relocate”. This is to be expected considering the respondent’s age profile but those in younger age group also stated this was important as it would impact upon them and their families.

103. Unsurprisingly those households with children responded that education was a major issue. Two respondents who had grown up on-island clearly articulated the desire to ensure their children have the best education and opportunities available to them (with boarding school for senior high school not being an option for their families).

104. Respondents also indicated that improved access to and reduced cost of communications (internet, social-media, television) would allow greater connection to the outside world and allow greater access to on-line training courses. If such courses were related to identified issues, for example first-aid, aged-care management, or education, this would positively impact on other social-related issues of concern.

Question 11 Socio-political

11.	Socio-political	Not important	Moderately important	Very important
11.1	General isolation & opportunities for hobbies, cultural & sporting events			
11.2	Small population size resulting in limited socialising opportunities for self & family			
11.3	Retain political rights in current country of residence			
11.4	Right to vote in local Pitcairn Island Council elections			
11.5	Ability to retain residence in current abode & on Pitcairn Island			

Other – please specify.....

How do you think these could be addressed?.....

105. Social political issues listed were not seen as issues of key importance with regards to living on Pitcairn as set out in Table 15 below.

Table 15 Socio-political issues

	Not important	Moderately important	Very important
Isolation	15	11	7
Population size	21	7	5
Political rights	17	8	8
Voting in PIC	13	10	10
Residency	13	9	11

106. Although not key issues, the issues of voting in PIC and retaining residence in current abode were seen as moderately or very important to over 60 percent of the respondents. The strong interest in voting in PIC would indicate that people consider it very important to have a say and reflects the number of comments regarding integration into the community and being treated as equals.

107. Over half of respondents, as well as those providing verbal comment, were concerned about the isolation issue. However, Respondents were not unduly concerned about Pitcairn's small population size. These two issues link to comments about island access, the lack of cohesion within this small community and an underlying belief that residents do not "really want" outsiders, or a larger population. One respondent articulated that "there is a general despondency and division which the community will need to overcome in order to become progressive and viable for the future". Another respondent stated "the people there can not work together to help themselves. It is no longer about community, but what is in it for the individual".

108. Comments, both from formal and informal respondents, included governance issues, and the need for better structures and qualified people in various roles. Apparent division around PIC elections, and within the PIC itself, impacts on well-considered and transparent decision making that is in the best interest of the whole island rather than in the self-interest of a select few.

D. Section III: Assessment of Likelihood of Diaspora's Return or Immigration

109. This Section assesses the interest of Survey respondents to migrate to Pitcairn Island.

12.	Given the right circumstances	Yes or no
12.1	Do you have any interest in living in the Pitcairn islands permanently?	
12.2	Do you have any interest in living in the Pitcairn Island temporarily or short-term?	
12.3	Do you have any interest in contributing materials to Pitcairn's development projects from your current place of residence?	
12.4	Do you have any interest in investing funds in Pitcairn's development projects from your current place of residence?	

Are there any other comments you would like to make regarding this survey or living on Pitcairn Island?.....

110. Three respondents answered yes to having any interest in living on Pitcairn permanently. One of these respondents had lived on Pitcairn for many years and still had close family ties. Another respondent had made a visit in 2012 but does not have such close family ties. The third did not provide a name or contact details. With regards to economic issues the availability of jobs was marked as being very important, while land, housing and shipping services were also highlighted. Health and education, the right to vote for PIC and the right to retain residence were also marked as very important to potential migrants.

111. Several respondents specifically stated that their age precluded any thought to relocating to Pitcairn and age was the reason one person specifically declined to complete a questionnaire. Verbal comments from identified households that did not complete the questionnaire included that perhaps there was not any point as they were too old.

112. A further 12 respondents (seven from NZ) indicated some interest in living on Pitcairn temporarily under the right conditions. However, no information was provided on exactly what these conditions might be, though issues around accessibility and livelihood opportunities were raised. Certainly no respondent had a clear economic, or other, plan to return temporarily or on what basis.

113. Verbal commentators mentioned possible "special projects", for example renewable electricity, goat culling, and handicrafts that might entice short-term

residencies. However, it is hard to gauge how realistic this interest was or what proactive actions could be initiated to realise this potential.

114. Noting that two of these 12 respondents are retired, this would not add to the able-bodied population. Four of these respondents had lived on island, but in the most part over 20 years ago.

115. Of those 12 households, one is a one-person household, seven are two person, and three have children under the age of 17.

116. Eight respondents (some of whom would also consider temporary residence) indicated an interest in possibly contributing materials, labour and/or investing in Pitcairn's development. Again no specific plans or suggestions were provided (apart from "being keen to help in some way") so it is hard to gauge whether such responses would ever become reality.

117. In February 2014 a group of ten from Norfolk Islands (seven of who are descendants) is visiting Pitcairn and this visit may generate practical "plans". Two of the survey respondents are amongst this group, and one has indicated a willingness to be more involved n Pitcairn, though prior to the visit could not provide more detail. Four others from this group said they would be interested in providing comments after their visit. The group leader is in contact with the PIO and will provide a briefing to the Deputy Governor.

E. Additional Comments and Ideas

118. Respondents views all had a common theme stemming from a deep-seated love of and pride in their culture and heritage, but for a whole raft of reasons their lives had moved on (as would be expected after decades and/or generations). More detailed comments varied markedly, from a desire to have a small house to use for holiday and could be rented out to medium term visitors, to a belief that the island should be closed down due to its sullied reputation and inability to work through issues and move forward.

119. Clearly still a very sensitive matter, both formal and verbal respondents stated that community division (both between those on-island and diaspora as well as amongst the diaspora themselves) surrounding Operation Unique continued to run deep. Respondents were guarded and careful in their views on any "rights and wrongs" but were very clear that there was a need to "accept" (even if not "agree") and that a process of whole-of community healing and reconciliation must take place before there was any chance to "move on".

120. Three respondents and six verbal commentators believe there is a prohibition on children from visiting or moving to Pitcairn. While this is no longer UKG policy as such the perception remains and as one commentator said the fact that the UKG-funded expats can not bring kids on island sends mixed messages. In addition, respondents and verbal comments included concern that was articulated in the quote that “islanders mindsets have not changed around abuse to children”.

121. Five respondents and at least half of those who provided verbal comments raised issues relating to the on-island community being effectively “closed” to outsiders, and that a more open attitude needed to prevail and be actively demonstrated. One respondent spoke of on-island “greed and corruption and the need to be compliant with what certain people want”. This also links back to the economic issue of availability of jobs and the perception around the control of government jobs. Several respondents queried the genuine desire from some of those living on-island to promote immigration. A better understanding of this perception versus reality and its dynamic is required.

122. Comments on how to move forward included finding common ground on issues through genuine consultative processes and community cohesion, inclusive leadership, and the use of common culture, history (including cooking, carving, tapa-making, handicrafts and language) and natural resources (for example fishing, gardens and diving) to bring people “together”. One respondent specifically noted the role improved cultural pride plays in social healing.

123. The need for a skilled rehabilitation and reconciliation process post Operation Unique – both on-island and with the wider international community and Diaspora - was raised in written and verbal comment. Exactly how to achieve this, or the level of appetite to participate, is unknown but one respondent provided comment on the impact of multi-generational norms that do not fit with current internationally accepted behaviour norms, and the ethical responsibility to address it.

124. Some respondents and verbal comments indicated that perhaps 15-20 years ago they may have been interested in immigrating, but not now. Diaspora, especially younger generations have gotten used to an easier way of life and while a sense of adventure may peek the interest of a few to living on Pitcairn for a short period they will not remain long term. They also referenced lack of tangible plans that are being actioned upon which they could leverage.

125. Broader ideas to overcome barriers to issues relating to living on Pitcairn included offering short-term trade/technical exchanges (especially around skills gaps), promotion as a “study-haven” or a location for research (science and social) that would bring post-grad students for set periods of time, identifying specific projects (as per the previous rat eradication project) and preparing proposals for

diaspora and non-diaspora to respond to, and offering incentives, especially for young people (perhaps as per the youth programme that ran briefly in the early 1990s). One respondent clearly stated that “if Pitcairn is to survive there needs to be incentives to encourage the younger people to return”.

126. Pitcairn is a British Overseas Territory and verbal comments spoke of the need for a better level of connectivity with the UK. To achieve that, the unhealthy cycle of blame and contempt between the UKG and Pitcairn (especially the PIC) needs to end, and ways found to work more constructively together.

127. Noting that Norfolk Island has a relatively small population and faces not dissimilar issues to Pitcairn, verbal comment about “sharing” experiences was made during the field trip to Norfolk. While there are other small island states in the South Pacific, Norfolk’s history vis a vis Pitcairn means that formal and informal assistance, at both a government and individual level, is more likely. Mechanisms to pursue this dialogue were not proffered.

128. Noting the paucity of keen interest amongst Diaspora to immigrate or invest in Pitcairn, verbal comments included considering immigration issues in a wider context, for example, considering other Pacific people (e.g. Tahitians) and making better use of the immigration website and policy. Comments also suggested focusing on temporary rather than permanent inflow of people and taking it “one step at a time”. The need to provide funding assistance to entice immigrants was also proffered. However, this sets difficult precedents and a non-level playing field.

129. Impassioned verbal comments spoke of the special place that Pitcairn has in the world, and that funding should not be a barrier and that ways must be found to work through current “problems”. One specifically held the strong belief that the UKG, and indeed the world, had a responsibility to preserve the uniqueness of Pitcairn – its history, culture, and language, as well as flora and fauna, and marine life.

V. SURVEY ANALYSIS

130. There are three barriers to Diaspora returning to Pitcairn, specifically the issues around Operation Unique, acceptance of outsiders and new ideas, and accessibility. The PIC, with support from the UKG, needs to provide the necessary and consistent leadership to overcome these barriers, perceived or otherwise. Noting the long-standing nature of the issues, a high level of active demonstration of change will be required.

131. Issues relating to Operation Unique were considered too sensitive to be covered directly in the Questionnaire. However, it has created a clear reluctance of Diaspora to publicly identify themselves as Pitkerners, especially in NZ, and has severely sullied Pitcairn's reputation internationally. Comments provided regarding on-island social norms not conforming to acceptable international norms, and reference to multi-generational (long-standing) inappropriate social behaviour, will not help immigration. There are still negative perceptions around the ability to bring children on-island and concerns regarding child protection issues.

132. Whatever the circumstances or practices of the past, Pitcairn Islands in the 21st century cannot be regarded as a "law unto itself". Being part of an international global community brings responsibilities. However difficult it may be to achieve, there will be no immigration or investment by Diaspora without an increased level of acceptance of the need for a change in past practices and the commensurate need to move ahead to a new chapter and overall direction for the Pitcairn Islands.

133. Most of those who raised this issue spoke of the need for a wider (on and off-island) community reconciliation process, although some thought this is now too late. Diaspora recognized that offender and victim programmes had been undertaken, with varying degrees of success, but that a gap remains in relation to whole of community reconciliation. Until the community functions cohesively, and takes responsibility for a viable reconciliation process, immigration and/or increased investment are highly unlikely.

134. The acceptance of outsiders and associated issues are recognised as complex and manifest in differing forms and many are exacerbated or even driven by each other. The Diaspora Survey results highlight a strong belief that outsiders are not welcome and will not be able to integrate into the community. Mechanisms to demonstrate that this is not the case need to be found, otherwise immigration and increased investment efforts are largely futile.

135. Results of the Diaspora Survey referred to the need for on-island government jobs to have a greater degree of transparency around required skills and recruitment process, and be open to newcomers (Diaspora and otherwise). All aspects of

economic opportunity and new and existing livelihoods need to be shared with the community pulling together rather than pulling apart.

136. Responses and comments also spoke of the need to be welcoming, open and accepting of new comers and new ideas, whatever their source, duration, or purpose of stay, thus allowing the full participation of the community in its well-being and future progress. The population is too small not to make optimal use of scarce human resources, skills and ideas.

137. Respondents and verbal comments point to an unhealthy relationship between the PIC and the UKG. While not always easy to address, left to fester, this situation will not improve without intervention and effort by all parties. There is other international experience where on-island/community factions, relationships with Diaspora and higher-level paternalistic governments are fraught. This can be ameliorated through strict adherence to agreed and accountable roles, responsibilities, budgets, protocols and Standard Operating Procedures (templates and systems) to enforce rationale process and decision making against budget. This would de-personalise actions on both sides and provide a way forward. A number of Diaspora mentioned a lack of trust with regard to the Cooperative Store. The implementation of the Store's new point-of-sales system is an example of improved accountability.

138. Of all the other barriers, issues or comments made, island accessibility was repeatedly mentioned especially as it relates to other factors such as health (e.g. medical evacuations), education (e.g. children needing to complete their high schooling off-island), and general isolation. Over two-thirds of respondents stated that accessibility issues were a major barrier to living on Pitcairn. Non-residents are used to living with ready access to the many positives of modern life and while some are attracted to the remote lifestyle, Pitcairn in terms of its current relatively costly and infrequent shipping service is a step too far.

139. The Diaspora Survey did not identify significant interest among the Diaspora in returning to or investing in Pitcairn. In Norfolk the descendants are now 7th or 8th generation and their own lives are well established. They remain very interested in their ancestry and some will make occasional visits. In NZ and Australia, the Diaspora interviewed were either born on island or are 1st generation (two cases of 2nd generation) and again they have well established lives. They are likely to make occasional visits to see close relatives and friends as long as they remain on island.

140. Through formal responses, as well as personal contacts and home or work visits, it is apparent that the Diaspora is not an affluent group, readily in a position to

take risks or make investments. It is possible some may respond in modest ways to pre-prepared business propositions.

141. Based on the age demographic of respondents and some informal comments, the current immigration and investment efforts are possibly 20+ years too late. Older respondents, and those with young families, are unlikely to ever move permanently or temporarily primarily due to health-related concerns.

Attachment 1: Terms of Reference**TERMS OF REFERENCE****SURVEY OF PITCAIRN DIASPORA****Background**

The Pitcairn Islands constitute one of the UK's 14 highly diverse Overseas Territories, governed by the British High Commissioner to New Zealand (as non-resident Governor of Pitcairn). Under the new Constitution (March 2010) the role of the Pitcairn Island Council was established to manage internal affairs.

The Pitcairn Island group comprises four Islands located in the South Pacific Ocean: Pitcairn, Henderson, Ducie and Oeno, of which Pitcairn itself is the only inhabited island with a resident population of 52 islanders (March 2012) and a small number of non-residents including the Governor's representative and essential technical staff (doctor, teacher, police officer, family and communities adviser).

The economy of Pitcairn is currently based on local government jobs, subsistence activities⁴ and the sale of handicrafts (mainly to passing cruise ships). Until recently, Pitcairn was economically self-sufficient with a primary source of income from the sale of postage stamps and coins. However, a downturn in the market has left the island financially dependent on UK budgetary aid since 2002, raising many challenges for future sustainable development opportunities.

Purpose

As a result of the change in the island's fortunes, the Pitcairn Island Council (PIC) has developed a Strategic Development Plan (2012-2016) which sets out the views and aspirations of the Pitcairn Islanders for the socio-economic development of Pitcairn. This is largely based on trying to boost revenue through increasing tourism, small business development and honey production. However, the small and ageing population of the island, underlying a general lack of human resources, incurs further challenges to the socio-economic development of the island. To address this specific problem the PIC, under the guidance of the Governor, has developed a new immigration policy (2013) that establishes the intent to proactively seek an increase in the resident and transient population of the island⁵.

In taking forward the Immigration Policy, the PIC would like to reach out to the Pitcairn Diaspora to encourage some of them to return, whether permanently or through cyclical migration. This would be facilitated best by a Diaspora engagement strategy but before this

⁴ Beekeeping (with honey production for export), fishing, fruit and vegetable cultivation, some animal husbandry, some bartering with cruise ships.

⁵ The population of Pitcairn Island peaked at just over 200 people in the 1930s to a relatively static level of around 50 island residence since the mid-1980s.

can be developed the PIC will need to better understand the opportunities and challenges perceived by the Diaspora with regard to returning to Pitcairn.

A consultant or consultancy firm is therefore required to undertake a Diaspora Survey to inform the PIC and the UK Government (UKG) of the potential for Diaspora return and under what conditions.

Objectives

The main objective is to provide information and analysis that will help the PIC to consider the potential to increase the population count through encouraging some of the Pitcairn Diaspora to return. This will require information that establishes the size and spread of the Pitcairn diaspora and assessment of:

- (i) the profile of the Pitcairn Diaspora;
- (ii) the strength of their current links with the island;
- (iii) views on the future social and economic development potential of Pitcairn
- (iv) the appetite for return;
- (v) information on the optimum means of communication with the Diaspora.

In order to undertake this task the Diaspora Survey should seek to answer a number of broad questions:

- Is there really any interest among the Diaspora in returning to Pitcairn?
- What are the characteristics of people who are interested?
- What is the nature and capacity of their interest and what would encourage their return?
- What are the perceived barriers to their return?
- What is the role of the PIC in encouraging their return?

Scope of work:

Liaise closely with the PIC and the UKG in establishing the survey tool and questions, ensuring that PIC's needs are fully reflected in the questionnaire.

Engage the PIC and other interested islanders to assist with generating publicity for the survey and in identifying sites through which to reach the Diaspora.

The survey should endeavor to reach the global Pitcairn Diaspora, most of whom are understood to be resident on New Zealand, Norfolk Island, Australia and in the UK.

Whilst the survey is principally aimed at understanding the conditions under which various members of the Diaspora might return permanently to Pitcairn, the questions should explore interest in visiting, offering philanthropic services and/or investing in Pitcairn.

An on-line survey should be employed to ensure that the survey captures information from the widest possible audience. This should not preclude non-electronic means of distributing the survey.

Survey results will be collated and analysed for presentation in a full survey report that includes the following:

- An assessment of the size of the Pitcairn diaspora, its concentration in various locations (including New Zealand and Norfolk Island, Australia, the UK, other) and their current links to Pitcairn (e.g. Right of Abode status; whether they were born on island or are second/third generation; how often they visit/when they last visited etc).
- An assessment of Diaspora views on the attractions of life on Pitcairn, including the social and economic opportunities and challenges facing the island in the coming years.
- An assessment of the likelihood that members of the Pitcairn diaspora and others living in the wider region might return/immigrate to the Island and what circumstances or inducements would increase this likelihood.

Outputs

- (i) A short inception report setting out the overall approach to this work, including survey methodology as well as milestones and timescales to enable progress to be monitored.
- (ii) This will be approved by PIC and UKG prior to next steps. To be delivered within 2 weeks of contract.
- (iii) A survey tool, to be established in consultation with the PIC and the UKG, that will reach out to the Pitcairn Diaspora in order to solicit their views about Pitcairn as a place to live and whether or not, and under what conditions, they might be minded to return. (This will include guidelines and mechanisms for on-line and off-line use). To be delivered within 4 weeks of contract.
- (iv) A draft report setting out survey details, findings and issues arising for the PIC and UKG. To be delivered within 10 weeks of contract. (This will be circulated for discussion and comment.)
- (v) A final survey report, taking into account feedback from the PIC and UKG. To be delivered within 12 weeks of contract.

Timing

It is envisaged that the assignment should be completed within the space of a 12 week period, allowing time for discussion and survey responses, and within this time period should take no more than 30 working days to complete.

Item	Deadline (dates to be inserted)
Start of Contract	

Inception report	
Survey tool and guidelines	
Draft report	
Final report	

Contracting

This work will be contracted by the Pitcairn Island Office (PIO) in Auckland. Interested parties should submit a short proposal (no more than 7 pages, excluding any annexes) to the PIO, detailing their approach, timescale and costs. The party selected for this work will agree final timescale and costs prior to signing of contract. Any amendments to this ToRs will be recorded at that time.

Reporting

The Consultant will report to the PIC and UKG through the PIO. No visit to Pitcairn Island is envisaged. However, regular video-conferencing between Pitcairn, Auckland and the UK is expected.

All documents will be submitted electronically in Microsoft Word format, using Arial 12 point font, single line spacing with numbered paragraphs, appropriate headings and page numbering. All drafts and final reports must be thoroughly proof-read and corrected to acceptable standards of English before dispatching to stakeholders. Spreadsheets should be compatible with Microsoft Excel.

Expected competences

- At least 10 years' demonstrable experience of devising and delivering socioeconomic surveys
- Experience of on-line and off-line deployment of survey tools
- Demonstrable ability to analyse socio-economic (examples will be solicited)
- Excellent report writing and oral communication skills.

Desirable competences

- Experience in working with small islands
- Knowledge of Pitcairn and the Pitcairn Diaspora
- Experience of working with Government and civil society stakeholders

PIC, DFID, FCO

June 2013

Attachment 2: Diaspora Survey Questionnaire

October 2013

To the Pitcairn Islands Descendants

The Pitcairn Island Council's (PIC) Strategic Development Plan (2012-16) is based around 13 objectives with Objective 1, priority 1 being to "Promote immigration and re-population, bringing people with necessary skills and commitment to Pitcairn". In March 2013 the PIC approved an Immigration Policy designed to promote this objective. In order to better understand the economic development potential and interest in returning to Pitcairn, a Survey of the Diaspora population of Pitcairn Island has been commissioned.

The main purpose of this Survey is to gather accurate information on the views of the Pitcairn descendants about Pitcairn Island as a place to live and work. The Survey asks about skills and the economic, social, cultural and political factors that influence people's decisions. The Survey seeks to identify whether there is interest among the Diaspora to return, what the magnitude of this interest might be, and what factors would be important to people in considering a decision to return.

The information you supply will be maintained in strictest confidence and results will only be published at an aggregated level.

Rob Solomon and Kirsty Burnett of Solomon Leonard Limited (Wellington based) have been contracted to conduct the survey. Rob and Kirsty will be contacting known descendants during October and supplying survey questionnaires. Completed questionnaires should be emailed to Kirsty. Her contact information is:

Kirsty Burnett, e-mail: Kirsty@solomonleonard.co.nz, mobile 021 0672680

If you know of any additional descendants who have not been contacted regarding the survey please let Kirsty know.

Your time and co-operation to complete the survey is greatly appreciated.

Pitcairn Islands Diaspora Survey 2013

Location	
Town/City	
Country	

Section I: Profile of the Diaspora**Demographics of Diaspora**

1.	Age range	Head of household <i>(mark as appropriate)</i>	Other household members <i>(enter the # as appropriate)</i>
	0-17		
	18-40		
	41-64		
	65 and over		

2.	Education	
2.1	What is your highest qualification or training?	
2.2	What is your spouse/partners highest qualification or training?	

3.	Employment & Business	
3.1	Do you own a business?	
3.2	What is your current occupation?	
3.3	What is your spouse/partners current occupation?	

4.	Generational connection	Yes/no
4.1	Have you ever lived on Pitcairn Island?	
4.2	If yes, when did you leave Pitcairn? Specify year	

5.	Main reason/s for leaving	Not important	Moderately important	Very important
5.1	Education opportunities			
5.2	Family health			
5.3	Employment opportunities			
5.4	Marriage			
5.5	To provide my family with better lifestyle			
5.6	Other – specify			

6.	Frequency of visits	Yes or no
6.1	Have you or any of the household members ever visited Pitcairn Islands?	
6.2	If yes, when was the last visit? Specify year	
6.3	How many times have you been to Pitcairn in the last 5 years?	

7.	Connections with Pitcairn	Yes or no
7.1	Do you have a house on Pitcairn?	
7.2	Do you have any relatives currently living on Pitcairn?	
7.3	Are you in reasonably close contact with any relatives on Pitcairn?	
7.4	Are you in reasonably close contact with friends on Pitcairn?	
7.5	Do you provide any remittances to relatives still living on Pitcairn?	
7.6	Do you belong to a Pitcairn group, such as a professional group, social network, volunteer group, etc?	
7.7	During the past 12 months have you read Dem Tull, or Pitcairn Miscellany, or followed any Pitcairn Blogs, or other Pitcairn news	

	sites?	
7.8	During the past 12 months have you made any donation to Pitcairn development? e.g. church or other fundraising.	

Section II: Living on Pitcairn Island

How important are the following to you and your family with regards to living on Pitcairn Island.

Mark box with an x as appropriate

8.	Economic	Not important	Moderately important	Very important
8.1	Economic business opportunities			
8.2	Financial incentives			
8.3	Tax/customs incentives			
8.4	Business advice services			
8.5	Availability of jobs			

Other – please specify

How do you think these could be addressed?

.....

9.	Land & infrastructure	Not important	Moderately important	Very important
9.1	Access to land			
9.2	Access to housing			
9.3	Commercial wharf			
9.4	Regular shipping services			

Other – please specify

How do you think these could be addressed?

.....

10.	Social Services	Not important	Moderately important	Very important
10.1	Education opportunities			
10.2	Health care			
10.3	Superannuation with home country			
10.4	Medical insurance			

Other – please specify.....

How do you think these could be addressed?

.....

11.	Socio-political	Not important	Moderately important	Very important
11.1	General isolation & opportunities for hobbies, cultural & sporting events			
11.2	Small population size resulting in limited socialising opportunities for self & family			
11.3	Retain political rights in current country of residence			
11.4	Right to vote in local Pitcairn Island Council elections			
11.5	Ability to retain residence in current abode & on Pitcairn Island			

Any further comments on potential issues or barrier to your taking up residency?

.....

.....

.....

.....

Section III: Assessment of likelihood of the Diaspora's return or investment

12.	Given the right circumstances	Yes or no
12.1	Do you have any interest in living in the Pitcairn islands permanently?	
12.2	Do you have any interest in living in the Pitcairn Island temporarily or short-term?	
12.3	Do you have any interest in contributing materials to Pitcairn's development projects from your current place of residence?	
12.4	Do you have any interest in investing funds in Pitcairn's development projects from your current place of residence?	

If you answered yes to any of Question 12 above please provide your name and contact details below.

Questionnaire Identification (optional)	
Name	
Telephone no	
Email address	

Are there any other comments you would like to make regarding this survey or living on Pitcairn Island?

.....

End of questionnaire

Please return the completed questionnaire to Kirsty Burnett at kirsty@solomonleonard.co.nz

or drop off at the nearest British High Commission, Embassy or Consulate

or mail to Solomon Leonard Ltd, PO Box 28046, Kelburn, Wellington 6150.

THANK YOU